

**SINGER**  
**21W52 & 21W162**

# LIST OF PARTS



## MACHINES Nos. 21w52 and 21w162

THE SINGER MANUFACTURING COMPANY

## INDEX

---

	PAGE
ACCESSORIES .....	17
BOBBIN WINDER .....	17
KNEE LIFTER .....	18, 19
MACHINE NO. 21w52 .....	7
"    "    21w162 .....	16
NUMERICAL LIST OF PARTS .....	25
OBSOLETE PARTS .....	24
PRESSER FEET .....	20
ROLLER PRESSERS .....	21
THROAT PLATES .....	24

Property of Diamond Needle Corp

# Instructions for Ordering

In ordering from this list, use **ONLY** the **PART** number in the **FIRST** column.

The number stamped on a Sewing Machine Part is the number of the Single Part only, except when the part includes Set Screws Clamping Screws, Studs and Rollers Spun on, Small Wires riveted, or Parts soldered together, etc., which it is necessary to furnish in combination.

Every combination of parts sent out has its specific number which, although not stamped on Parts (except in above cases) must be used when ordering the combination.

Each number always indicates the **SAME PART** in whatever list it appears, or for whatever Machine.

The letters after some of the numbers indicate the style of finish only, as follows:

- A. Hardened, Polished and Plated.
- B. Polished and Plated.
- C. Hardened only.
- D. Polished only.
- E. Soft, not polished.
- F. Hardened and Polished.
- H. Blued.

These letters **MUST BE USED** when they appear in the list and **AFTER** the number, as in the list.

In this series

200001 to 201500 are Screw Numbers.

201501 to 201800 are Nut Numbers.

201801 to 202000 are Roller Numbers.

202001 and upward are numbers of Machine Parts.

The figures in the second column refer only to the plate in which the illustration of the part is shown and are **NOT TO BE USED** in ordering.

Two or more numbers over a cut indicate that the difference between such parts is not visible in an illustration.

Parts marked with an asterisk (\*) are furnished only when repairs are made at the factory.

## LIST OF PARTS COMPLETE

FOR

## MACHINE No. 21w52

WHEEL FEED. ROLLER PRESSER

For Gloves and Shoes.

No.	Plate	Name
*204161	—	Arm with 200439c, 202036 and 204705 .....
204163	12305	Arm Cap .....
200278H	12311	" " Screw .....
202248	12307	" " Washer .....
204235	13045	" Position Pin (2) .....
200963E	12311	" Screw (3) .....
202005	12308	" " Washer (3) .....
203202	12298	" Shaft .....
204705	12304	" " Bushing (front) .....
200439C	12311	" " Position Screw .....
204440	12299	" " Connection with four 200054E (2) .....
200054E	12307	Arm Shaft Connection Screw .....
202299	—	" " Oil Packing (wick) (2) .....
203204	12298	Balance Wheel, 5½ in. diam. (belt groove 2 in. diam.), with 200328c and 200335c .....
200062H	12311	Balance Wheel Adjusting Screw .....
200328c	12311	" " Position Screw .....
200335c	12311	" " Set Screw .....
*203205	—	Bed with 202062, 203248, 203249, two each 200362c, 200516E, 200840E and 202299 .....
202258	12315	Bed Hinge Connection (2) .....
200570E	12311	" " Screw (4) .....
203329	12302	" Slide (back) .....
203207	12299	" " (front) .....
203470	12393	Bobbin .....
*203498	—	" Case .....
203648	12393	" " Latch .....
*202056	—	" " Pin .....
203473	12393	" " Plunger .....
203474	12393	" " Spring .....
203499	13048	" " Lever .....
203476	—	" " Eccentric .....

No.	Plate	Name
204243	—	Bobbin Case Lever Eccentric Position Pin .....
203506	13048	Bobbin Case Lever Fulcrum .....
200056D	12319	" " " " Screw ..
203478	13048	" " " Slide Stud ....
203214	13045	" " Tension Spring .....
200984C	13045	" " " " Regulating Screw .....
200594C	13045	Bobbin Case Tension Spring Screw
203216	—	" " Washer (cloth) .....
203500	13048	Bobbin Case complete, Nos. 200594C, 200984C, 202056, 203214, 203216, 203473, 203474, 203498 and 203648
204184	12298	Face Plate with 200335H, 200368C, 200688C, 202090, 204185, 204281 and two 200297H .....
200053C	12311	Face Plate Screw .....
204185	12310	" " Thread Guide .....
200397H	12309	" " " " Set Screw
204300	13046	Face Plate complete, Nos. 200113F, 200135C, 200309E, 200319C, 200577H, 204059, 204184, 204267, 204272, 204277 to 204280 and 204330 ....
204338	12232	Feed Driving Cam with 200382C and 200437C .....
204192	12304	Feed Driving Cam Fork Lever with 204195 and 204293 .....
204193	12299	Feed Driving Cam Fork Lever Connection with 200688C and 201525E
204194	12306	Feed Driving Cam Fork Lever Connection Clamp with 200031E ....
200031F	12311	Feed Driving Cam Fork Lever Connection Clamp Pinch Screw ....
200668C	12310	Feed Driving Cam Fork Lever Connection Clamp Screw Stud ....
201525E	12310	Feed Driving Cam Fork Lever Connection Clamp Screw Stud Nut
200002E	12310	Feed Driving Cam Fork Lever Connection Hinge Screw .....
201522	12310	Feed Driving Cam Fork Lever Connection Hinge Screw Nut .....
*204195	—	Feed Driving Cam Fork Lever Shaft
204197	12306	" " " " " " Collar with 200113F .....
200113F	12308	Feed Driving Cam Fork Lever Shaft Collar Set Screw .....
204293	12308	Feed Driving Cam Fork Lever Shaft Position Pin .....
204196	12307	Feed Driving Cam Fork Lever Shaft Sleeve (split) .....

No.	Plate	Name
200043C	12311	Feed Driving Cam Fork Lever Shaft Sleeve Set Screw .....
201524E	12310	Feed Driving Cam Fork Lever Shaft Sleeve Set Screw Nut .....
204198	12304	Feed Driving Cam Fork Lever complete, Nos. 204192 and 204194.....
200437C	12311	Feed Driving Cam Position Screw
200382C	13045	" " " Set Screw ....
204199	12298	" " Rock Shaft .....
206554	—	" " " " 204199 with 200002E, 201522E and 204193 .....
202305	12307	Feed Driving Rock Shaft Center (2)
200043C	12311	" " " " " " Set Screw (2) .....
204206	12306	Feed Regulating Handle .....
204207	12304	" " " " 204206 with 200098D, 202622, 204208 to 204210, 204213 and 204925 .....
204208	12307	Feed Regulating Handle Adjustable Stop .....
200098F	12307	Feed Regulating Handle Adjustable Stop Screw .....
204925	12306	Feed Regulating Handle Adjustable Stop Screw Washer .....
204209	12307	Feed Regulating Handle Position Pin .....
204210	12306	Feed Regulating Handle Shaft ....
204211	12306	" " " " Crank with 200098F .....
204212	12307	Feed Regulating Handle Shaft Crank Link .....
200271E	12311	Feed Regulating Handle Shaft Crank Link Hinge Screw (lower)
200291E	12307	Feed Regulating Handle Shaft Crank Link Hinge Screw (upper)
200098F	12307	Feed Regulating Handle Shaft Crank Set Screw .....
204213	12307	Feed Regulating Handle Shaft Sleeve (split) .....
200362C	12311	Feed Regulating Handle Shaft Sleeve Set Screw .....
202622	12306	Feed Regulating Handle Shaft Sleeve Washer .....
202036	12310	Feed Regulating Handle Stop Pin
204214	—	Feed Regulating Handle complete, Nos. 200291E, 204207, 204211 and 204212 .....
204302	12237	Feed Wheel .....

No.	Plate	Name
223010	13046	Feed Wheel Driver with 204189, 204311, two each 201209F and 201515E .....
201209F	13048	Feed Wheel Driver Clutch Stud
201515E	13048	" " " " " " Nut .....
204308	12232	Feed Wheel Driver Crank with two 200383c .....
200266D	12232	Feed Wheel Driver Crank Hinge Screw .....
200383c	12311	Feed Wheel Driver Crank Set Screw .....
204335	12232	Feed Wheel Driver Guide .....
200162D	12232	" " " " Screw ...
204310	12232	" " " Link .....
200263F	12232	" " " " Hinge Screw .....
201528E	12232	Feed Wheel Driver Link Hinge Screw Nut .....
204311	12232	Feed Wheel Driver Position Pin ...
204312	12232	" " " Spring (spiral)
204189	12306	" " " " Hook (lower) .....
204190	12232	Feed Wheel Driver Spring Hook (upper) .....
223011	—	Feed Wheel Driver and Clutch complete, Nos. 200263F, 200266D, 201528E, 204308, 204310 and 223310
204336	12237	Feed Wheel Frame with 200383c, 204190 and 204321 .....
204315	12232	Feed Wheel Frame Adjusting Eccentric .....
200347c	12232	Feed Wheel Frame Adjusting Eccentric Set Screw .....
200383c	12311	Feed Wheel Frame Set Screw ....
204337	12237	" " " Shaft .....
202305	12307	" " " " Center (2)
200043c	12311	" " " " " Set Screw (2) .....
204317	12232	Feed Wheel Friction Spring .....
200162D	12232	" " " " Screw
213649	14514	Feed Wheel Frame complete, Nos. 204302, 204317, 204320, 204335, 204336, 206047 and four 200162D
206047	12232	Feed Wheel Retaining Clutch with 204189 .....
204320	12232	Feed Wheel Retaining Clutch Spring .....
204189	12306	Feed Wheel Retaining Clutch Spring Hook .....

No.	Plate	Name
204321	12232	Feed Wheel Retaining Clutch Spring Pin .....
200162D	12232	Feed Wheel Retaining Screw ....
223012	—	Feed Wheel complete, Nos. 200347c, 204315, 204337, 204338, 213649 and 223011 .....
*203482	—	Hook (sewing) .....
203483	12393	" 203482 with 201253E, 201376E and 203251 .....
203503	12393	Hook and Bobbin Case complete, Nos. 203483 and 203500 .....
213810	12393	Hook Bevel Gear Socket, 24 teeth
200555H	13048	" " " " Screw ...
203242	12305	" " Pinion, 24 teeth, with two 200383c .....
200383c	12311	Hook Bevel Pinion Set Screw .....
203243	12299	" Counter Shaft .....
203244	12308	" " " Collar with two 200393c .....
200393c	12308	Hook Counter Shaft Collar Set Screw .....
203245	—	Hook Counter Shaft Driving Gear, 44 teeth, with 200362c and 200439c
200439c	12311	Hook Counter Shaft Driving Gear Position Screw .....
200362c	12311	Hook Counter Shaft Driving Gear Set Screw .....
203246	12305	Hook Counter Shaft Gear, 22 teeth, with two 200383c .....
200383c	12311	Hook Counter Shaft Gear Set Screw
202299	—	" " " Oil Packing (wick) .....
200840E	12311	Hook Counter Shaft Oil Packing (wick) Stop Screw .....
203247	12298	Hook Driving Shaft .....
203248	12304	" " " Bearing with 202299 .....
202299	—	Hook Driving Shaft Bearing Oil Packing (wick) .....
202126	12308	Hook Driving Shaft Bearing Position Pin .....
200516E	12311	Hook Driving Shaft Bearing Screw
203249	12305	" " " Bushing (eccentric) .....
202299	—	Hook Driving Shaft Bushing Oil Packing (wick) .....
200362c	12311	Hook Driving Shaft Bushing Set Screw .....
213141	13045	Hook Driving Shaft Collar with two 200393c .....

No.	Plate	Name
200393c	12308	Hook Driving Shaft Collar Set Screw .....
203 <sup>a</sup> 51	12393	Hook Gib .....
201376F	13045	" " Hinge Screw .....
201253F	13045	" " Screw .....
203504	12394	" Saddle with 200056D .....
200006E	12307	" " Screw (2) .....
202622	12306	" " " Washer (2) .....
213018	—	" Washer .....
203507	12393	" " 213018 with 203476 and two 204243 .....
203505	12394	Hook Saddle complete, Nos. 200555H, 203478, 203499, 203503, 203504, 203506, 203507 and 213810
202445	11125	Knee Lifter Connection Lever with 202446 .....
227311	—	Knee Lifter Connection Lever 202445 with 200224H, 200262H, 227302 and 227308 .....
200224H	12306	Knee Lifter Connection Lever Hinge Screw .....
227308	11125	Knee Lifter Connection Lever Lifting Rod with 202302 .....
202302	12306	Knee Lifter Connection Lever Lifting Rod Cotter Pin .....
202446	12306	Knee Lifter Connection Lever Pin
227302	11125	" " Lifting Lever .....
200262H	12306	" " " " Hinge Screw .....
208613	13046	Needle Bar (hollow) .....
204247	12304	" " 208613 with 200125F, 200175D and 204250 .....
204248	12307	Needle Bar Connecting Link .....
200658c	12307	" " " " Hinge Screw Stud .....
201519c	12307	Needle Bar Connecting Link Hinge Screw Stud Nut .....
204249	12308	Needle Bar Connecting Stud with 200072c and 202277 .....
202277	—	Needle Bar Connecting Stud Oil Packing (wick) .....
200072c	12308	Needle Bar Connecting Stud Pinch Screw .....
204326	—	Needle Bar Packing Cord (2) ....
200504E	12310	" " Screw Bushing (lower)
200503B	12310	" " " " (upper)
204250	12308	" " Thread Guide .....
200175D	12308	" " " " Screw ...
200125F	12308	" Set Screw .....

No.	Plate	Name
204252	12308	Presser Bar Lifter .....
200550c	12311	" " " Hinge Screw ....
204253	12308	" " Lifting Bracket with 200086c .....
200086c	12308	Presser Bar Lifting Bracket Pinch Screw .....
204254	12307	Presser Bar Lifting Bracket Posi- tion Guide .....
200362c	12311	Presser Bar Lifting Bracket Posi- tion Guide Set Screw .....
204327	12306	Presser Bar Packing Washer (felt)
200504E	12310	" " Screw Bushing (lower)
204258	13045	" " Spring .....
200491B	12305	" " Thumb Screw (pres- sure regulating) .....
201910	10169	Roller Presser, $\frac{1}{8}$ in. diam., $\frac{1}{8}$ in. face (coarse), with 200551F and 201534H .....
204328	—	Roller Presser Arm .....
204570	12225	" " " 204328 with 201910 .....
202560	12225	Roller Presser Arm Bracket (swing) .....
204575	—	Roller Presser Arm Bracket 202560 with 200096D and 204570 .....
200675	12225	Roller Presser Arm Bracket Posi- tion Screw Stud .....
202558	12225	Roller Presser Arm Bracket Spring
202559	12225	" " " " " "
		Stop .....
200141F	12225	Roller Presser Arm Bracket Spring Stop Screw .....
200096D	12225	Roller Presser Arm Screw .....
204495	12225	" " Bar .....
200551F	12225	" " Hinge Screw .....
201534H	12225	" " " " Nut ....
204576	—	Roller Presser and Bar complete, Nos. 200675c, 202558, 202559, 204495, 204575 and two 200141F
202068	12315	Spool Holder Base .....
200575H	12311	" " " Screw .....
204296	12315	" " Wire .....
200079H	12311	" " " Hinge Screw ....
204297	12315	Spool Holder complete, Nos. 200079H, 202068 and 204296 .....
213006	13045	Take-up Cam with 200335c, 200383c, 200430c, 200658c and 201519c ....
203172	12307	Take-up Cam Friction Washer ....
200430c	12311	" " Position Screw .....

No.	Plate	Name
200383c	12311	Take-up Cam Position Screw Check Screw .....
200335c	12311	Take-up Cam Set Screw .....
203270	12310	" Lever .....
203291	—	" " 203270 with 204263 ...
204263	12310	" " Bearing with 204264 ..
204264	12306	" " " Position Pin ...
200042F	12311	" " " Screw .....
201816	12307	" " Roller .....
203271	12310	Take-up Lever complete, Nos. 200042F, 201816 and 203291 .....
202402	12309	Tension Disc .....
202090	12309	" " Position Pin .....
204267	12310	" Release Lever .....
200688c	13048	" " " Position Screw .....
200309E	12309	" " " Screw .....
202075	12309	" " Plunger .....
215609	—	" " Slide .....
204268	12310	" " 215609 with 204269 .....
204269	12308	Tension Release Slide Spring .....
202407	12309	" Spring .....
200632B	12309	" Stud .....
200397H	12309	" " Set Screw .....
201572B	12309	" Thumb Nut .....
204271	12309	" Washer .....
204272	12309	Tension complete, Nos. 200632B, 201572B, 202075, 202407, 204271 and two 202402 .....
204273	12308	Thread Controller Adjusting Collar with 200684H (for Presser Bar)
200684H	12308	Thread Controller Adjusting Collar Screw .....
204274	12309	Thread Controller Plate .....
200577H	12311	" " " Screw ...
202098	12309	" " Roller .....
204275	12309	" " " Guard .....
202084	12309	" " " " Washer .....
200300c	12309	" " " Screw .....
204276	12309	" " Spring .....
204333	12309	" " " Guard .....
200581H	12309	" " " " Screw .....
204277	12309	" " " Stop .....
204278	12309	" " " " Driving Gear .....
200319c	12309	Thread Controller Spring Stop Driving Gear Hinge Screw .....
200135c	12309	Thread Controller Spring Stop Screw .....

No.	Plate	Name
204279	12309	Thread Controller Spring Stud with 204925 .....
200355H	12319	Thread Controller Spring Stud Set Screw .....
204925	12306	Thread Controller Spring Stud Washer .....
205987	12309	Thread Controller complete, Nos. 200300c, 200581H, 202084, 202098, 204274, 204275 and 204333 .....
204280	12309	Thread Controller and Spring complete, Nos. 204276 and 205987 .....
202413	12310	Thread Guide .....
204329	—	" Oiler (felt) .....
204330	12225	" " Bracket with 204329 ...
200113F	12308	" " " Screw .....
204281	12309	" Retainer Guide Wire .....
202091	12309	" " Sleeve .....
202092	12309	" " Spring .....
204058	12309	" " Stud .....
200368H	12309	" " " Set Screw .....
204059	12309	Thread Retainer complete, Nos. 202091, 202092 and 204058 .....
211335	13047	Throat Plate, 50 needle hole, for needle sizes 14 and 15 .....
202062	12308	Throat Plate Position Pin .....
200577H	12311	" " Screw (2) .....

## MACHINE No. 21w162

WHEEL FEED, ROLLER PRESSER

For Shoes and Gloves

The same as Machine No. 21w52 with the following exceptions:

No.	Plate	Name
*204290	—	Arm with 200439c, 202036 and 204705, in place of 204161 .....
213622	12298	Arm Shaft, in place of 203202 .....
*213623	—	Bed with 202062, 203248, 203249, two each 200362c, 200516E, 200840E and 202299, in place of 203205 ...
204294	12298	Feed Driving Rock Shaft, in place of 204199 .....
206555	—	Feed Driving Rock Shaft 204294 with 200002E, 201522E and 204193, in place of 206554 .....
213624	12298	Hook Driving Shaft, in place of 203247 .....
227312	—	Knee Lifter Connection Lever 202445 with 200224H, 200262H, 227303 and 227308, in place of 227311 .....
227303	11125	Knee Lifter Lifting Lever, in place of 227302 .....

## ACCESSORIES

FOR MACHINE No. 21w52

No.	Plate	Name
200157B	10348	Attachment Screw .....
203470	12393	Bobbin (5) .....
*225482	—	“ Case Screw Driver Blade ...
*225483	—	“ “ “ “ Handle ..
225497	13046	Bobbin Case Screw Driver complete, Nos. 225482 and 225483 ...
225487	13048	Roller Presser Hinge Screw Nut Wrench .....
128 x 2	—	Needles, two each, sizes 11, 12 and 13 .....
225191	—	Drip Pan with four wood screws $\frac{1}{2}$ in., No. 5 .....
41400	12315	Machine Rest Pin (wood) .....
36578	12315	Oiler with 36579 .....
36579	12315	“ Spout, $3\frac{1}{2}$ in. long, with 120117
120117	—	“ “ Washer .....
*225484	—	Screw Driver Blade .....
*225485	—	“ “ Handle .....
225498	12315	Screw Driver complete ( $7\frac{1}{2}$ in. long), Nos. 225484 and 225485 ..
225554	12315	Wrench (steel) .....

### BOBBIN WINDER

Swing Automatic, Right Hand

202470	12320	Bobbin Winder Base .....
202471	12320	“ “ Frame .....
200221D	12319	“ “ “ Hinge Screw ...
202472	12319	“ “ “ Spring .....
200161D	12319	“ “ “ “ Screw ...
202473	12320	“ “ Pulley with 200105c..
200105c	—	“ “ “ Set Screw ....
202474	12320	“ “ Spindle .....
227522	12319	“ “ Stop Latch .....
200056E	12319	“ “ “ “ Screw ...
202477	12319	“ “ “ “ Thumb Lever .....
200299H	12319	Bobbin Winder Stop Latch Thumb Lever Hinge Screw .....
200299H	12319	Bobbin Winder Stop Latch Thumb Lever Joint Screw .....



No.	Plate	Name
201537H	12319	Bobbin Winder Stop Latch Thumb Lever Joint Screw Nut .....
202478	12319	Bobbin Winder Stop Latch Trip Lever .....
200299H	12319	Bobbin Winder Stop Latch Trip Lever Hinge Screw .....
227523	12320	Bobbin Winder complete, Nos. 200056E, 200161D, 200221D, 201537H, 202470 to 202474, 202477, 202478, 227522, three 200299H and two round head wood screws 1 in., No. 13 .....
202480	12320	Bobbin Winder Spool Holder Base with 200355H and 202484 .....
202481	12320	Bobbin Winder Spool Holder Base Spool Pin .....
202482	12319	Bobbin Winder Spool Holder Tension Disc (lower or upper) ....
200011E	12319	Bobbin Winder Spool Holder Tension Disc Screw .....
200355H	12319	Bobbin Winder Spool Holder Tension Disc Screw Set Screw .....
202483	12319	Bobbin Winder Spool Holder Tension Disc Spring (brass) .....
202484	12319	Bobbin Winder Spool Holder Tension Disc Thread Guide .....
202485	12320	Bobbin Winder Spool Holder complete, Nos. 200011E, 202480, 202481, 202483, two 202482 and one wood screw 1 in., No. 13 ....
227524	—	Bobbin Winder and Spool Holder complete, Nos. 202485 and 227523

## KNEE LIFTER

227781	11125	Knee Lifter Rock Lever with 200522c and 200529c .....
227782	—	Knee Lifter Rock Lever 227781 with two each 202451 and 202452
227783	11125	Knee Lifter Rock Lever 227782 with 202985 and 227784 .....
202453	11125	Knee Lifter Rock Lever Knee Plate with 200526c .....
202985	—	Knee Lifter Rock Lever Knee Plate 202453 with 202455 .....
202455	11125	Knee Lifter Rock Lever Knee Plate Arm (short) .....
200522c	12319	Knee Lifter Rock Lever Knee Plate Arm Set Screw .....

No.	Plate	Name
200526c	12319	Knee Lifter Rock Lever Knee Plate Set Screw .....
202451	11125	Knee Lifter Rock Lever Lug with two wood screws $\frac{3}{4}$ in., No. 13H
202452	12319	Knee Lifter Rock Lever Lug Hinge Pin .....
227784	11125	Knee Lifter Rock Lever Rod, 3 in. long, with 227785 .....
*227785	—	Knee Lifter Rock Lever Rod Cap or Oil Guard .....
200529c	12319	Knee Lifter Rock Lever Rod Set Screw .....

(Other Knee Lifter parts are listed with parts of machine head).

## FOR MACHINE No. 21w162

Same as for No. 21w52 with the following exceptions:

225181	—	Drip Pan with four wood screws $\frac{1}{2}$ in., No. 5, in place of 225191 ....
--------	---	--

## KNEE LIFTER

227781	11125	Knee Lifter Rock Lever with 200522c and 200529c .....
227782	—	Knee Lifter Rock Lever 227781 with two each 202451 and 202452 ....
227787	—	Knee Lifter Rock Lever 227782 with 202203 and 227784, in place of 227783 .....
202453	11125	Knee Lifter Rock Lever Knee Plate with 200526c .....
202203	—	Knee Lifter Rock Lever Knee Plate 202453 with 202454 .....
202454	11125	Knee Lifter Rock Lever Knee Plate Arm (long) .....
200522c	12319	Knee Lifter Rock Lever Knee Plate Arm Set Screw .....
200526c	12319	Knee Lifter Rock Lever Knee Plate Set Screw .....
202451	11125	Knee Lifter Rock Lever Lug with two wood screws $\frac{3}{4}$ in., No. 13H...
202452	12319	Knee Lifter Rock Lever Lug Hinge Pin .....
227784	11125	Knee Lifter Rock Lever Rod, 3 in. long, with 227785 .....

No.	Plate	Name
*227785	—	Knee Lifter Rock Lever Rod Cap or Oil Guard .....
200529c	12319	Knee Lifter Rock Lever Rod Set Screw .....

(Other Knee Lifter parts are listed with parts of machine head).

## PRESSER FEET

202616	13047	Presser Foot, for shoe lining, used in place of Roller Presser .....
202803	13047	Presser Foot, used in place of Roller Presser .....
229088	13047	Presser Foot, for beading or top stitching, used in place of Roller Presser .....
229089	13047	Presser Foot (auxiliary), used in place of Roller Presser .....

## ROLLER PRESSERS

No.	Plate	Name
201900	10169	Roller Presser, 1 $\frac{3}{4}$ in. diam., $\frac{1}{8}$ in. face (fine), with 200551F and 201534H .....
201901	10169	Roller Presser, 1 $\frac{3}{4}$ in. diam., $\frac{3}{32}$ in. face (fine), with 200551F and 201534H .....
201902	10169	Roller Presser, 1 $\frac{1}{2}$ in. diam., $\frac{1}{8}$ in. face (fine), with 200548F and 201534H .....
201903	10169	Roller Presser, 1 $\frac{1}{2}$ in. diam., $\frac{3}{32}$ in. face (fine), with 200548F and 201534H .....
201904	10169	Roller Presser, 1 $\frac{1}{4}$ in. diam., $\frac{5}{16}$ in. face (fine), with 200548F and 201534H .....
201905	10169	Roller Presser, 1 $\frac{1}{4}$ in. diam., $\frac{1}{4}$ in. face (fine), with 200548F and 201534H .....
201906	10169	Roller Presser, 1 $\frac{1}{4}$ in. diam., $\frac{3}{16}$ in. face (fine), with 200548F and 201534H .....
201907	10169	Roller Presser, 1 $\frac{1}{4}$ in. diam., $\frac{5}{32}$ in. face (fine), with 200548F and 201534H .....
201908	10169	Roller Presser, 1 $\frac{1}{4}$ in. diam., $\frac{1}{8}$ in. face (fine), with 200548F and 201534H .....
201909	10169	Roller Presser, $\frac{1}{2}$ in. diam., $\frac{3}{16}$ in. face (coarse), with 200551F and 201534H .....
201910	10169	Roller Presser, $\frac{1}{2}$ in. diam., $\frac{1}{8}$ in. face (coarse), with 200551F and 201534H .....
201911	10169	Roller Presser, 1 in. diam., $\frac{1}{8}$ in. face (coarse), with 200551F and 201534H .....
201912	10170	Roller Presser, 1 $\frac{1}{4}$ in. diam., $\frac{3}{32}$ in. face (fine), with 200548F and 201534H .....
201913	10170	Roller Presser, 1 $\frac{1}{4}$ in. diam., $\frac{1}{16}$ in. face (fine), with 200548F and 201534H .....
201914	10170	Roller Presser, $\frac{3}{8}$ in. diam., $\frac{1}{8}$ in. face (coarse), with 200551F and 201534H .....

## Roller Pressers

No.	Plate	Name
201915	10170	Roller Presser, $\frac{1}{2}$ in. diam., $\frac{5}{16}$ in. face (coarse), with 200554F . . . . .
201916	10170	Roller Presser, $\frac{1}{2}$ in. diam., $\frac{1}{16}$ in. face (fine), with 200554F . . . . .
201917	10170	Roller Presser, $\frac{1}{16}$ in. and $\frac{1}{2}$ in. diam., $\frac{3}{8}$ in. face (concave), with 200552F . . . . .
201918	10170	Roller Presser, $\frac{1}{16}$ in. and $\frac{1}{2}$ in. diam., $\frac{3}{8}$ in. face (concave), with 200552F . . . . .
201919	10170	Roller Presser, $1\frac{1}{4}$ in. diam., $\frac{1}{4}$ in. face (fine), with 200548F and 201534H . . . . .
201920	10170	Roller Presser, $1\frac{5}{8}$ in. and $1\frac{3}{4}$ in. diam., $\frac{1}{4}$ in. face (concave), with 200551F and 201534H . . . . .
201921	10170	Roller Presser, $1\frac{1}{4}$ in. diam., $\frac{3}{4}$ in. face (fine), with 200551F and 201534H . . . . .
204328	—	Roller Presser Arm . . . . .
202839	—	" " " . . . . .
204571	—	" " " . . . . .
204573	—	" " " . . . . .
213817	—	" " " . . . . .
204577	—	" " " . . . . .
204579	—	" " " . . . . .
204583	—	" " " . . . . .
204587	—	" " " . . . . .
204578	10492	" " " 204577 with 201907 . . . . .
204580	10492	Roller Presser Arm 204579 with 201909 . . . . .
204582	10492	Roller Presser Arm 204579 with 201910 . . . . .
204584	10492	Roller Presser Arm 204583 with 201914 . . . . .
204586	10492	Roller Presser Arm 204587 with 201915 . . . . .
204588	10492	Roller Presser Arm 204587 with 201916 . . . . .
204567	14305	Roller Presser Arm 202839 with 201906 . . . . .
204570	12225	Roller Presser Arm 204328 with 201910 . . . . .
229798	14305	Roller Presser Arm 213817 with 201900 . . . . .
204572	14305	Roller Presser Arm 204571 with 201914 . . . . .
204574	14305	Roller Presser Arm 204573 with 201916 . . . . .

## Roller Pressers

No.	Plate	Name
229359	—	Roller Presser Arm 202839 with 201912 . . . . .
206910	—	Roller Presser Arm 202839 with 201905 . . . . .
202560	12225	Roller Presser Arm Bracket (swing) . . . . .
202838	—	Roller Presser Arm Bracket 202560 with 200096D and 204567 . . . . .
204575	—	Roller Presser Arm Bracket 202560 with 200096D and 204570 . . . . .
200675c	12225	Roller Presser Arm Bracket Position Screw Stud . . . . .
202558	12225	Roller Presser Arm Bracket Spring
202559	12225	" " " " " "
		Stop . . . . .
200141F	12225	Roller Presser Arm Bracket Spring Stop Screw . . . . .
200096D	12225	Roller Presser Arm Screw . . . . .
204495	12225	" " Bar . . . . .
200548F	13045	" " Hinge Screw . . . . .
200552F	13048	" " " " . . . . .
200554F	13048	" " " " . . . . .
200551F	12225	" " " " . . . . .
201534H	12225	" " " " Nut . . . . .
204496	—	Roller Presser and Bar complete, Nos. 200675c, 202558, 202559, 202838, 204495 and two 200141F . . . . .
204576	—	Roller Presser and Bar complete, Nos. 200675c, 202558, 202559, 204495, 204575 and two 200141F . . . . .

### THROAT PLATES

No.	Plate	Name
211334	13047	Throat Plate, 53 needle hole, for needle sizes 12 and 13, for 204302
211335	13047	Throat Plate, 50 needle hole, for needle sizes 14 and 15, for 204302
Nos. 211336 to 211338 are for glove work		
211336	12038	Throat Plate, 56 elongated needle hole, for needle sizes 12 and 13, for 204302
211337	12038	Throat Plate, 53 elongated needle hole, for needle sizes 14 and 15, for 204302
211338	12038	Throat Plate, 50 elongated needle hole, for needle sizes 16 and 18, for 204302
215905	13047	Throat Plate, 46 needle hole, for needle sizes 16 and 18, for 204302

### OBSOLETE PARTS

*213604	—	Feed Driving Cam Fork Lever Slide Block with 200116c
*213605	—	Feed Driving Cam Fork Lever Slide Block
213606	13048	Feed Driving Cam Fork Lever Slide Block 213604 with 213605
213650	14514	Feed Wheel complete, Nos. 200347c, 204313, 204315, 204337, 204338 and 213649
204306	12237	Feed Wheel Driver with 204189, 204307 and 204311
204307	—	Feed Wheel Driver Clutch
204313	14514	Feed Wheel Driver and Clutch complete, Nos. 200263f, 200266d, 201528f, 204306, 204308, 204310 and 204312

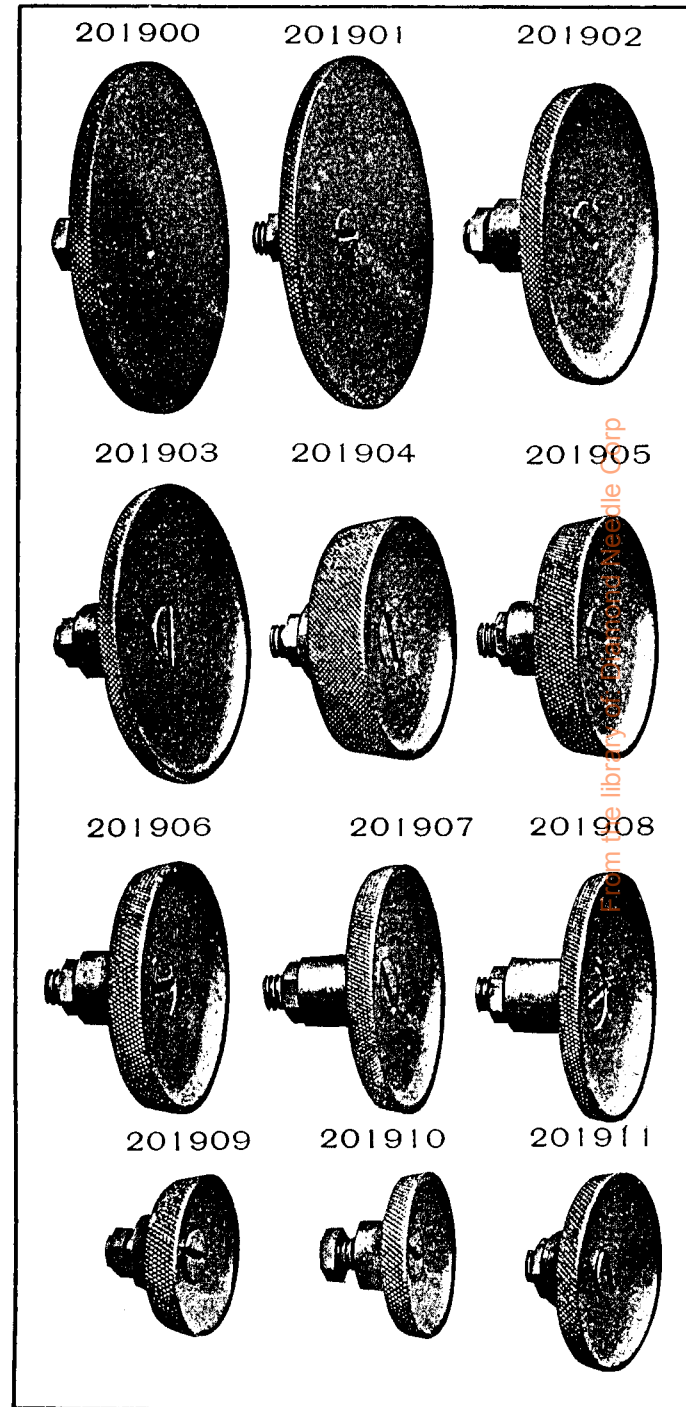




PLATE 10170—FULL SIZE

201912



201913



201914



201915



201916




201917




201918




201919




201920



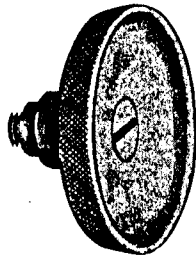
201921



201922



201923



201924



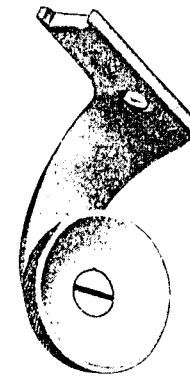


PLATE 10492—FULL SIZE

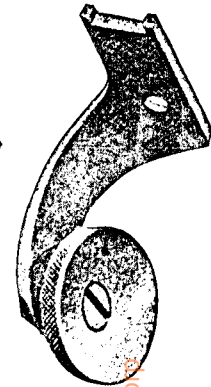
204578



204580



204582



204584



204586



204588



From the library of the Sewing Machine Museum

PLATE 11125 - ONE-FOURTH SIZE

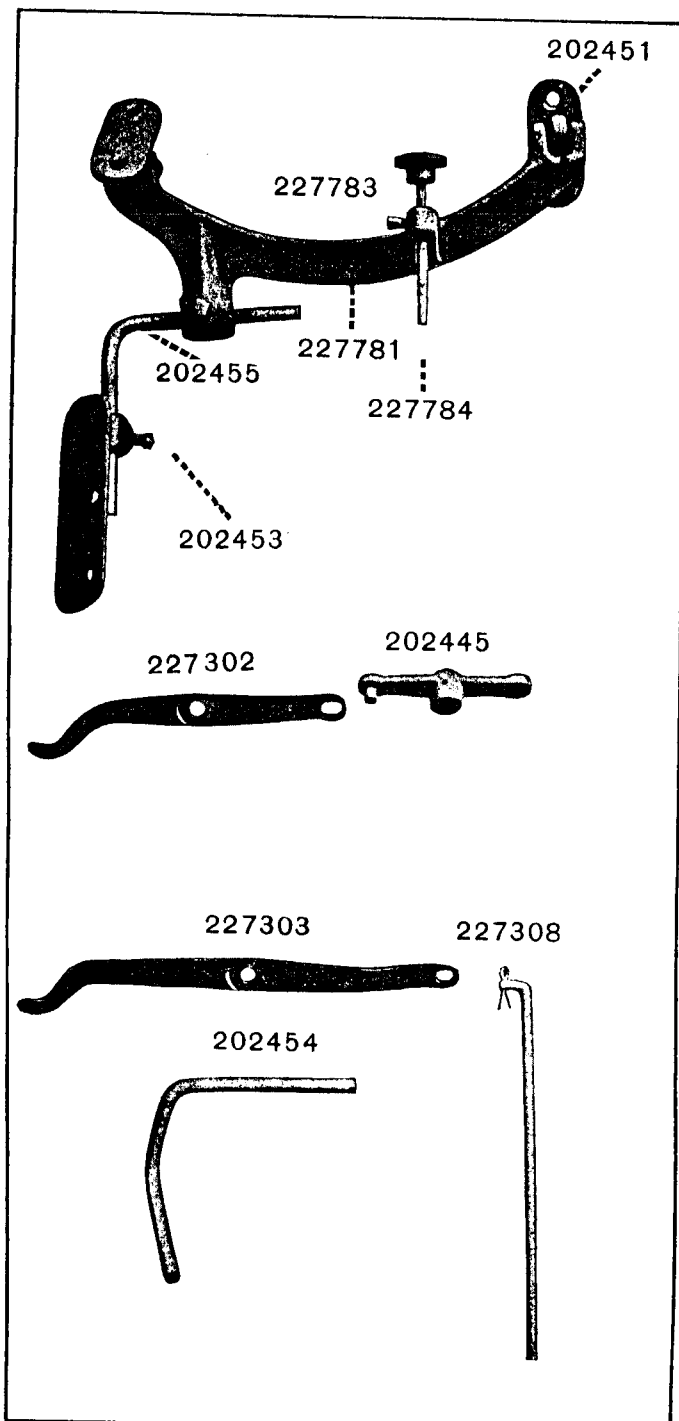
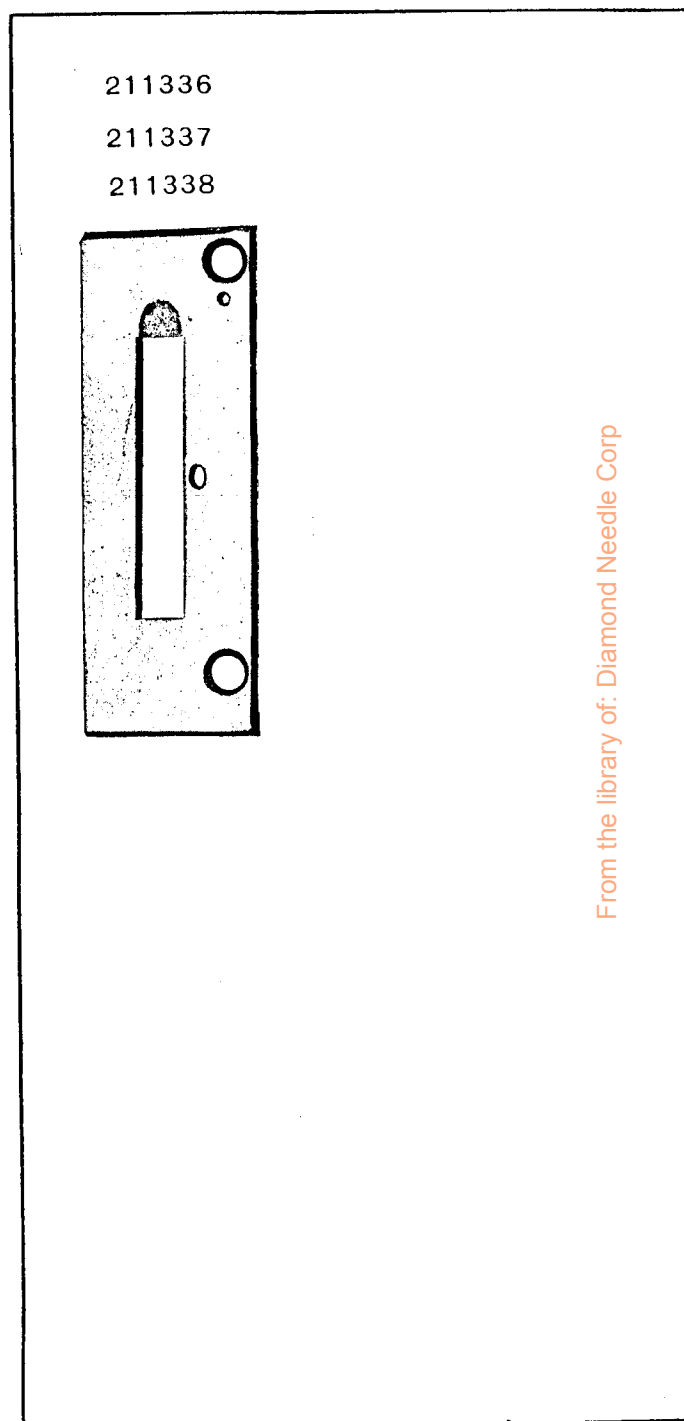


PLATE 12038 - FULL SIZE



From the library of: Diamond Needle Corp

PLATE 12225—FULL SIZE

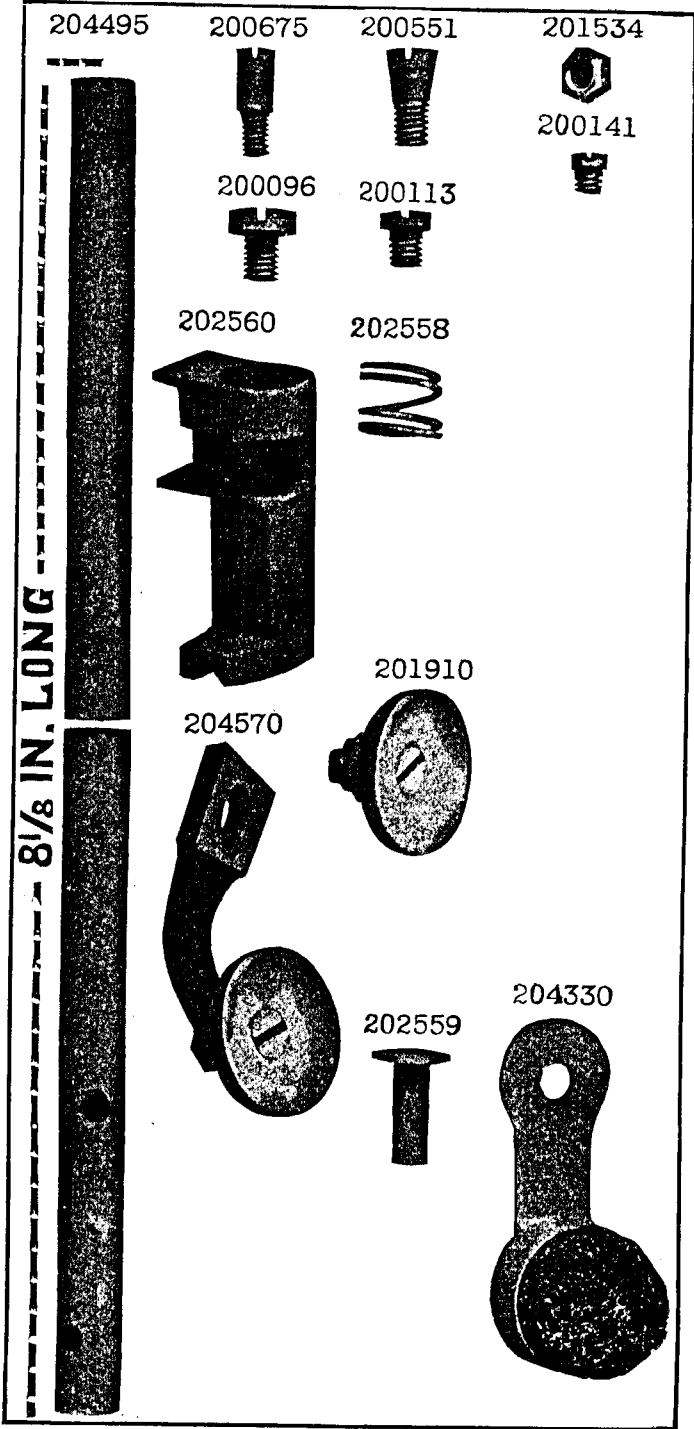


PLATE 12232—FULL SIZE

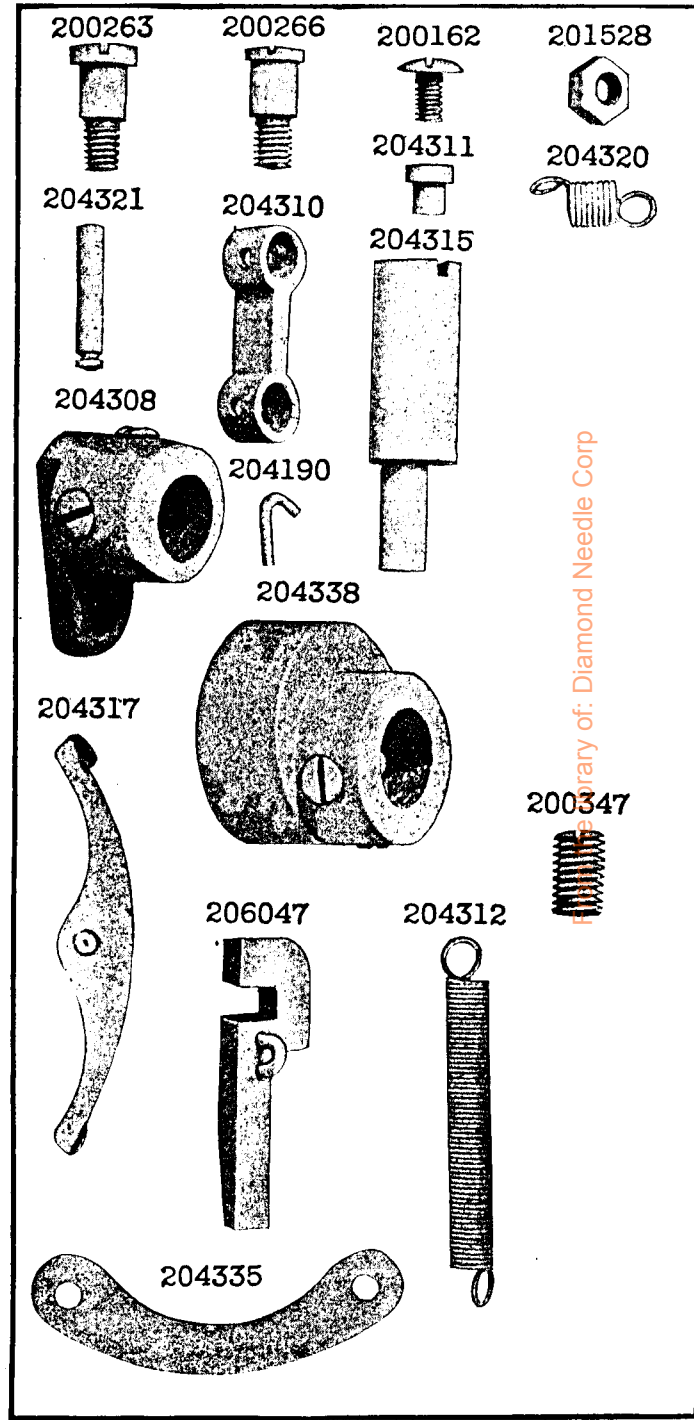


PLATE 12237—ONE-HALF SIZE

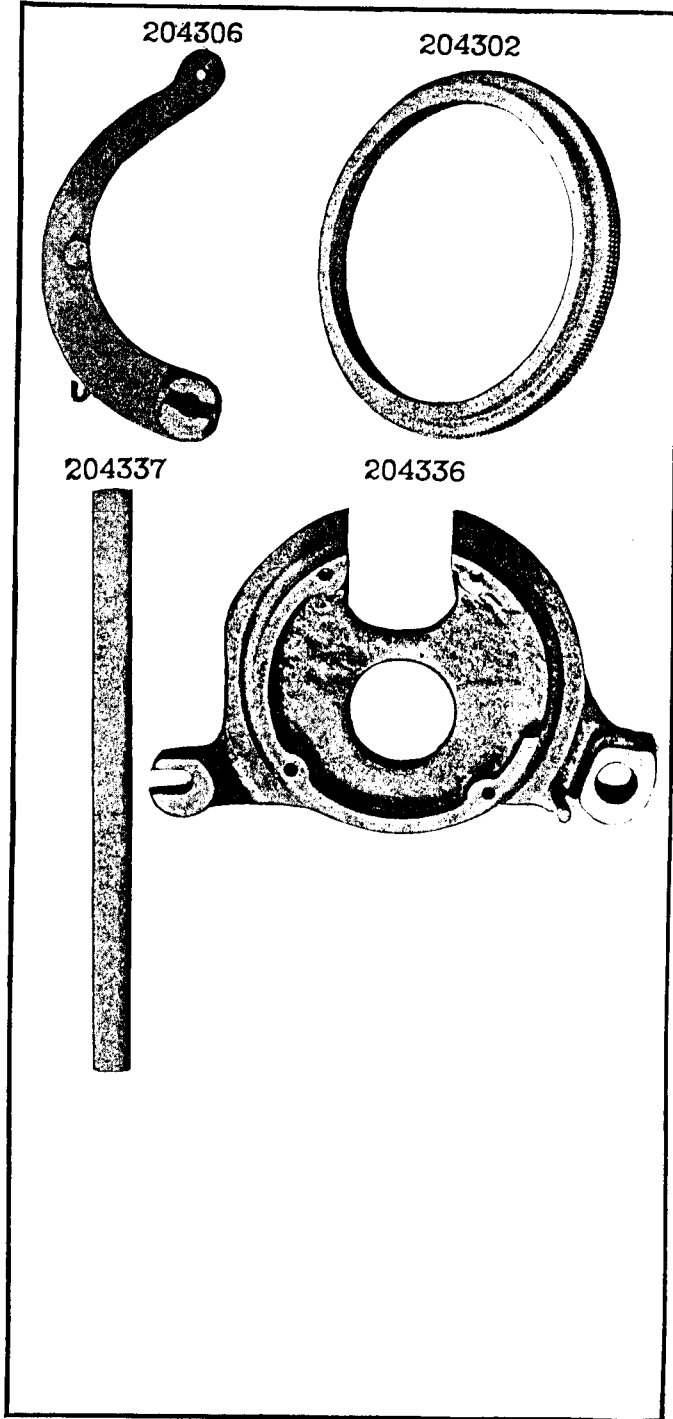
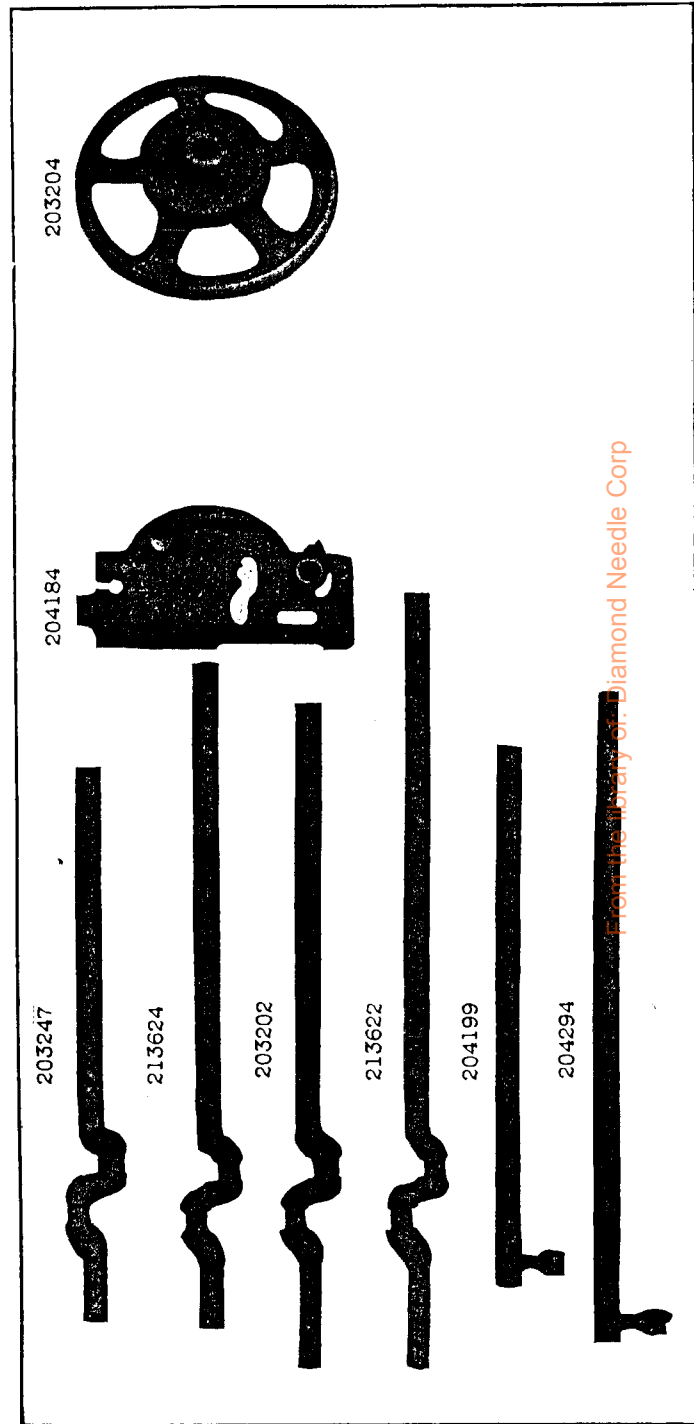


PLATE 12298—ONE-FOURTH SIZE



From the library of: Diamond Needle Corp



PLATE 12299—ONE-HALF SIZE

204193



203243 204440



203207




PLATE 12304—ONE-HALF SIZE

204247




204705




203268




203248




204198



204207




204192



From the Library of: Diamond Needle Co.

PLATE 12305—FULL SIZE


203249




200491



203246



203242



204163




PLATE 12306—FULL SIZE

204189



204925



200798



204210



202622



202446



202302



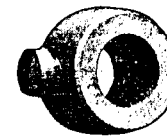
200459



204264




204197



200224



204194




204206



200262



204211



204327



From the library

PLATE 12307—FULL SIZE




PLATE 12308—FULL SIZE

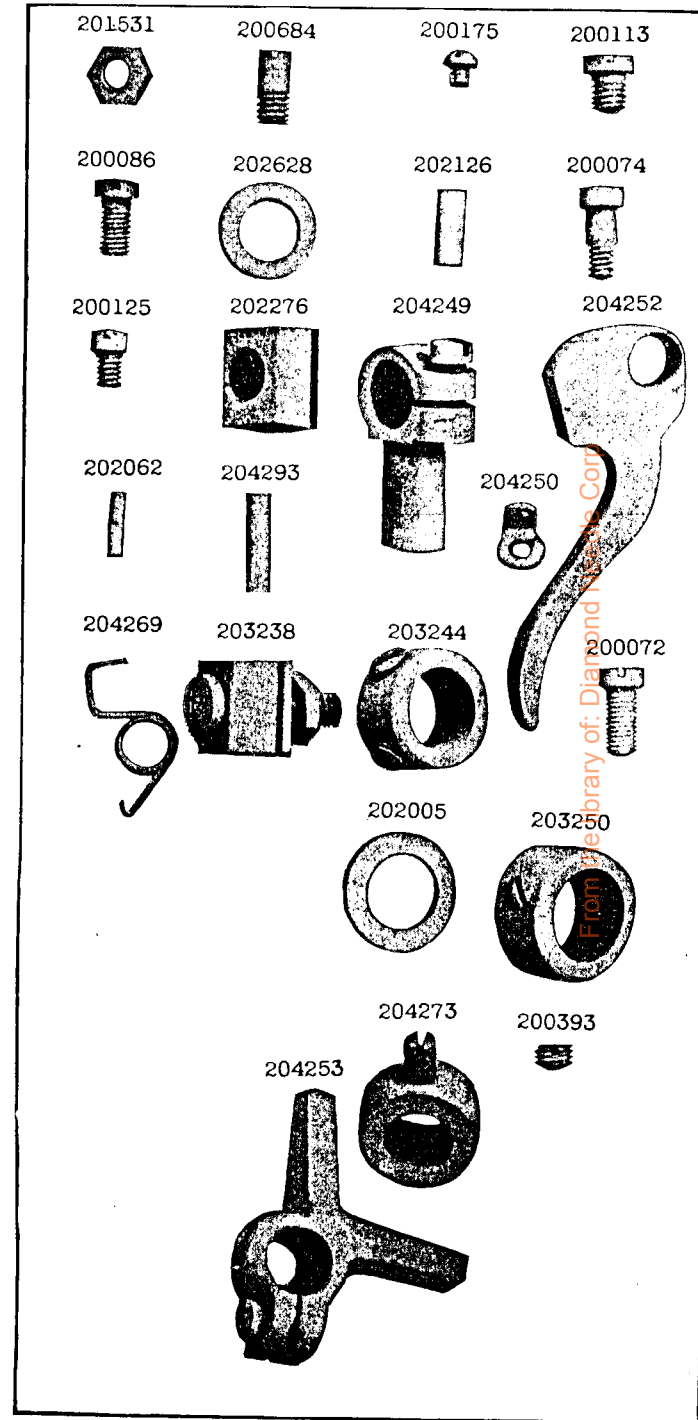


PLATE 12309 - FULL SIZE

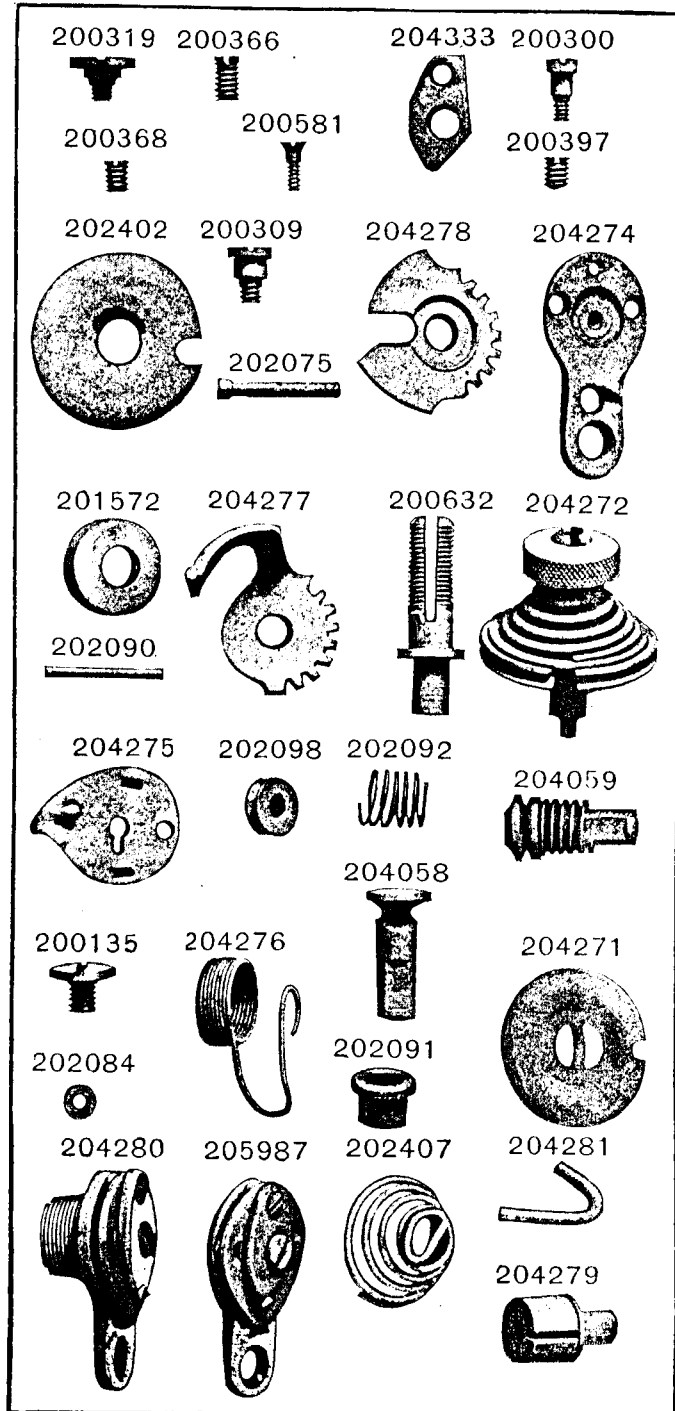
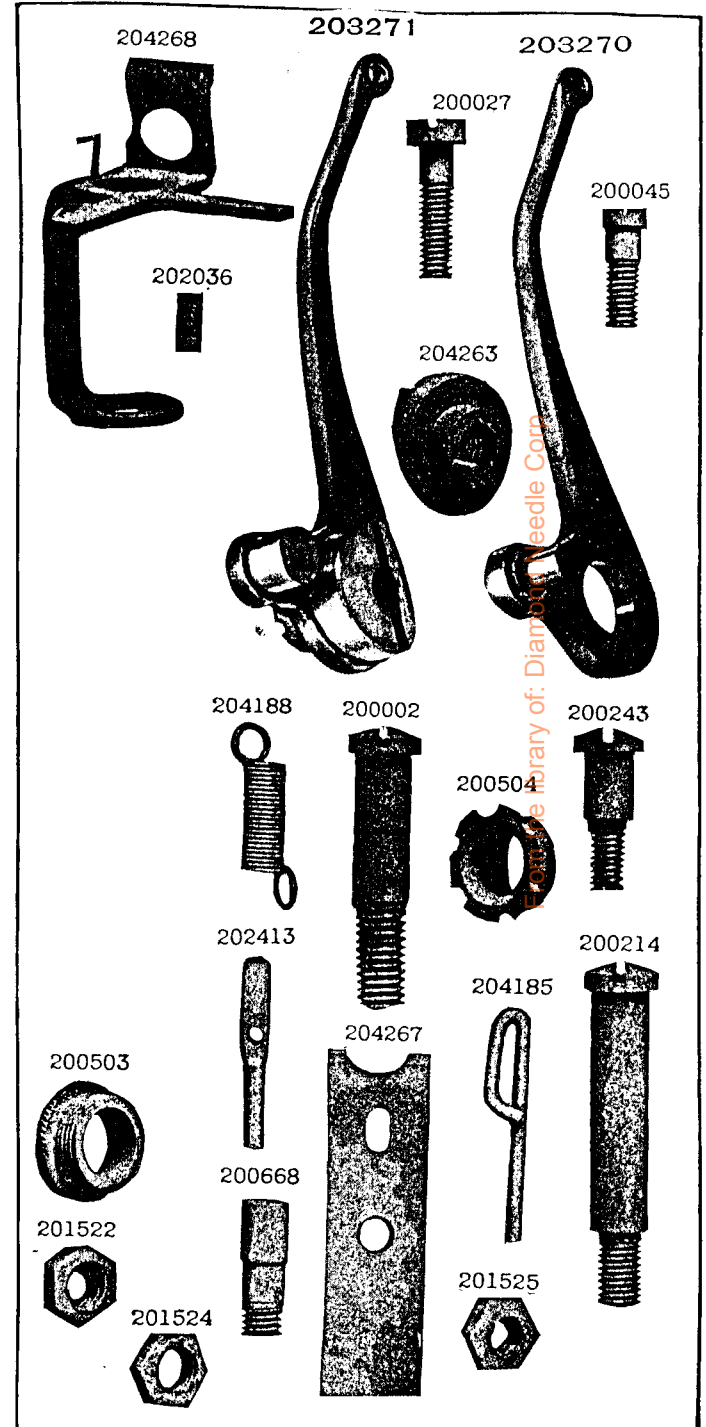


PLATE 12310 - FULL SIZE



Source Library of: Diamond Needle Corp

PLATE 12311—FULL SIZE

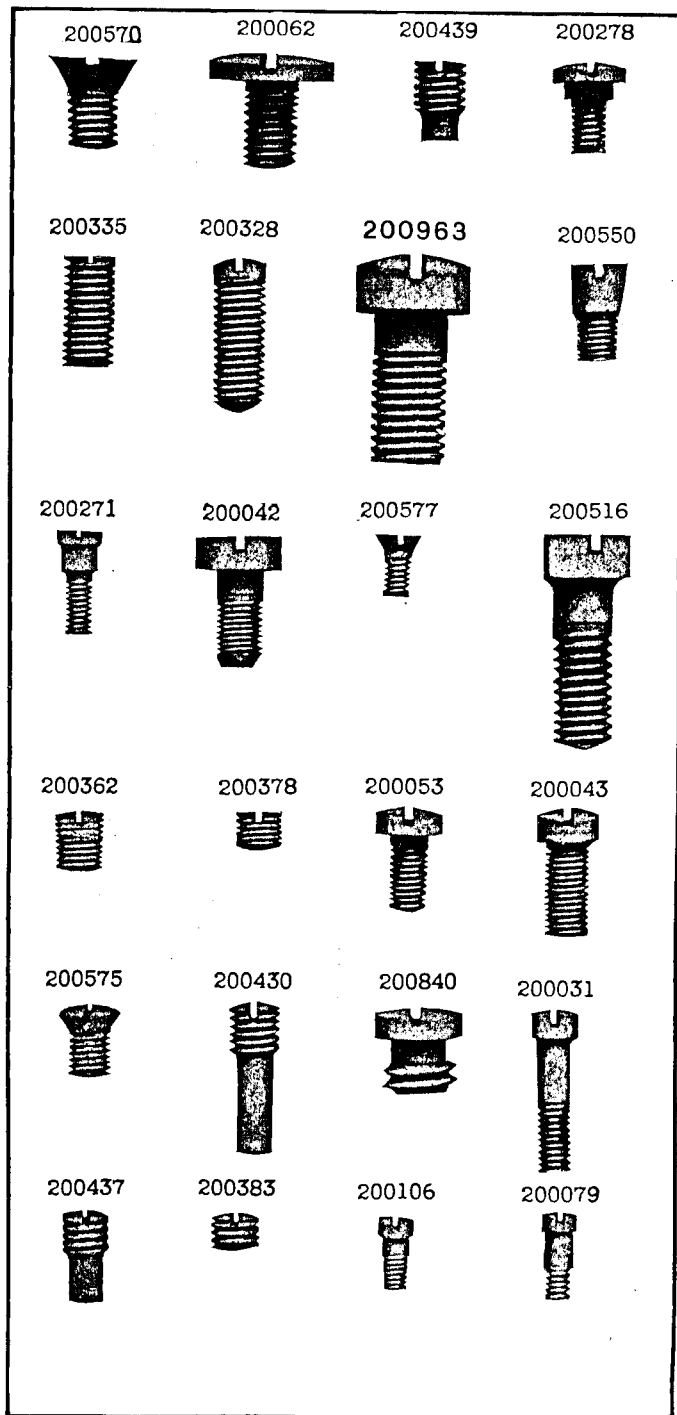



PLATE 12315—ONE-HALF SIZE



From the library of: Diamond Needle Corp

PLATE 12319 - FULL SIZE

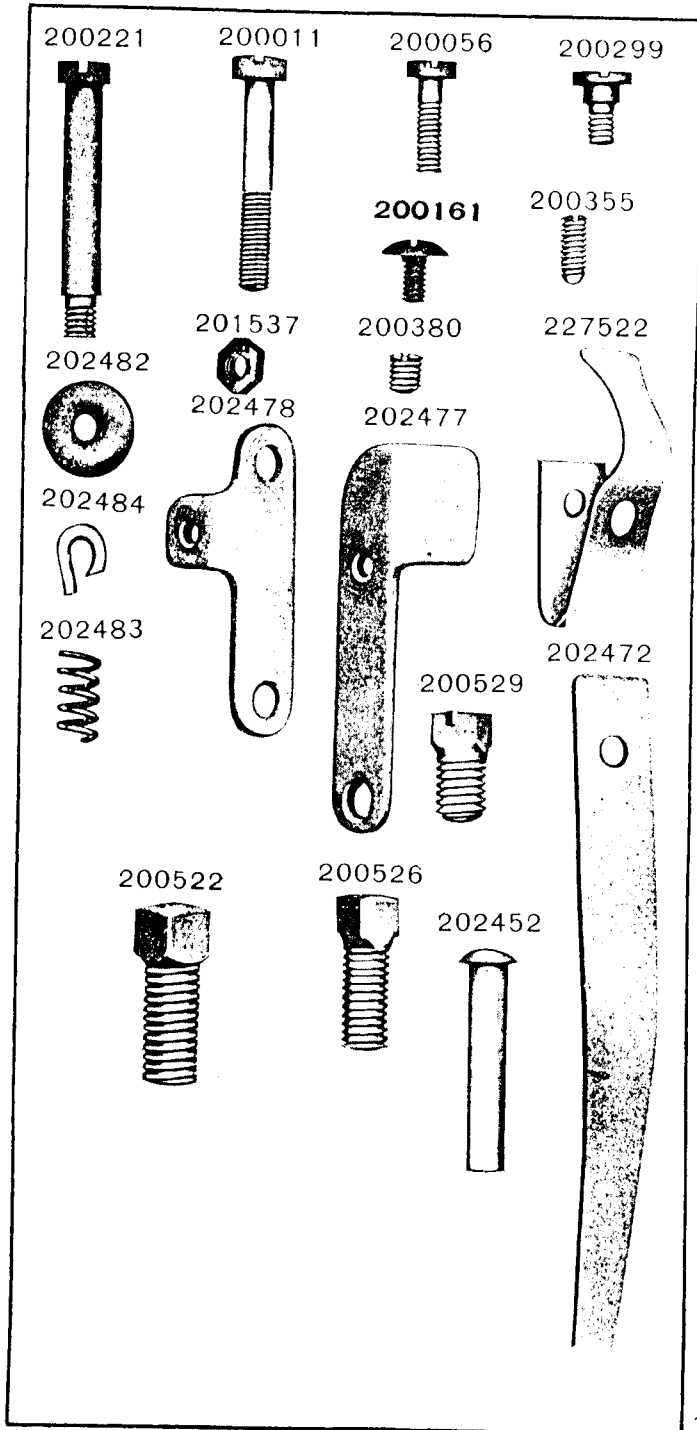


PLATE 12320 - ONE-HALF SIZE

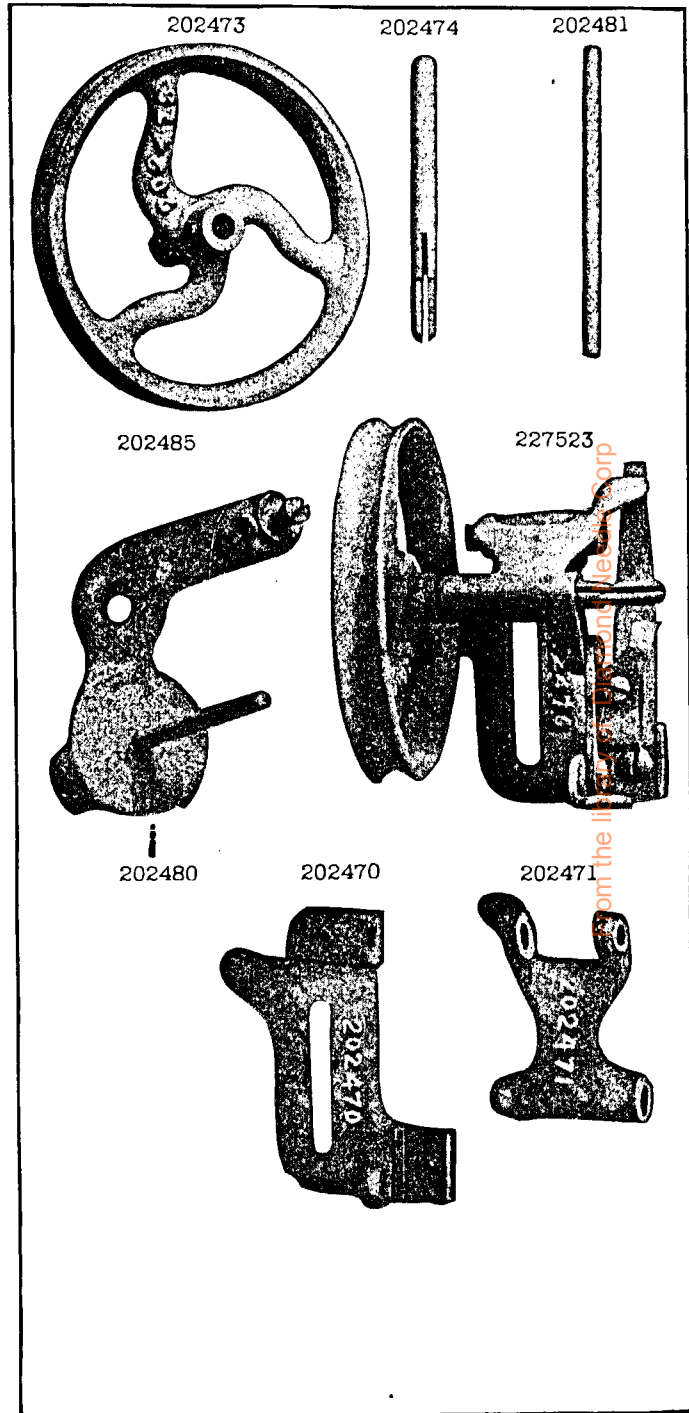


PLATE 12393—FULL SIZE

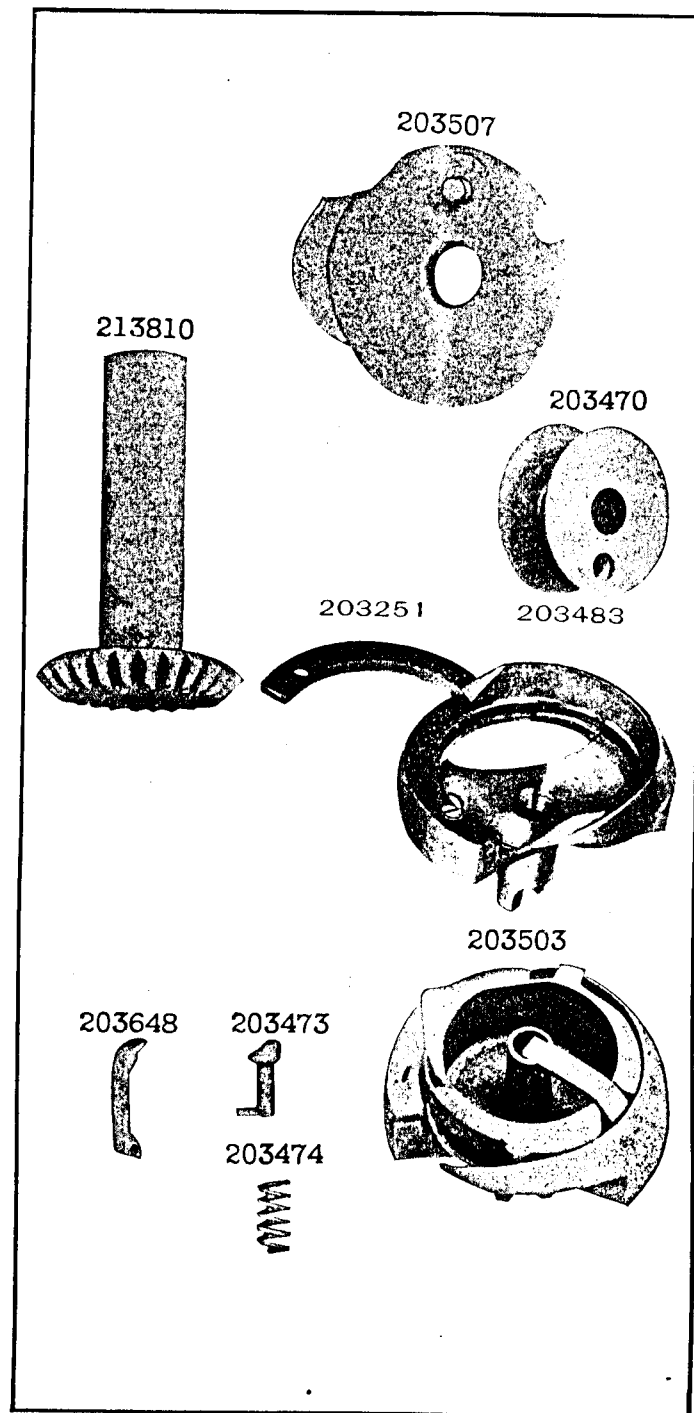


PLATE 12394—FULL SIZE

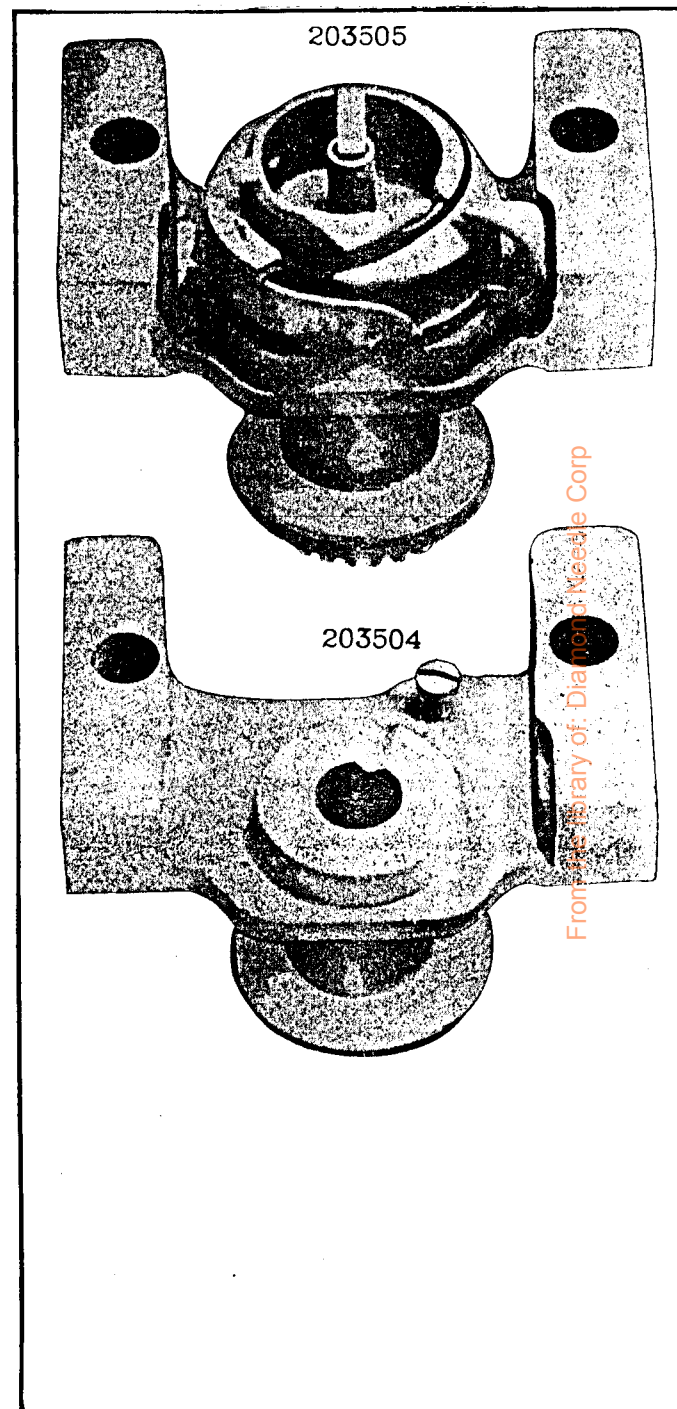


PLATE 13045—FULL SIZE



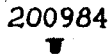
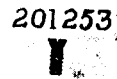




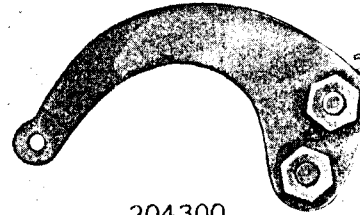


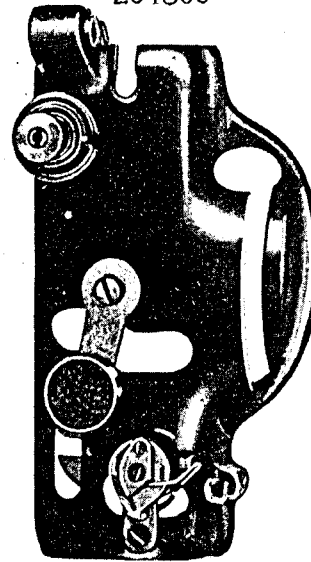
PLATE 13046—ONE-HALF SIZE



223010



204300



208613



225497




From the library of: Diamond Needle Corp



PLATE 13047—FULL SIZE

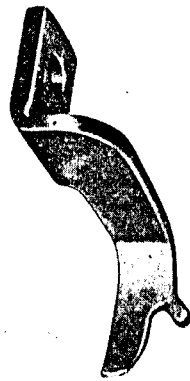
211334  
211335  
215905



229089



229088



202803



202616

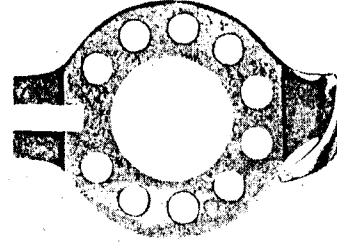


PLATE 13048—FULL SIZE

225487



203499




213606



203500



203506



201209



201515



200555



202413



200157



203478



201534



200552



200534



200116



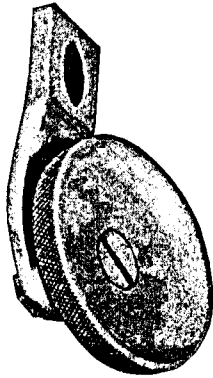
200688



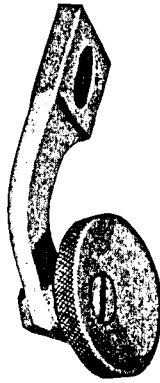
From the library of: Diana and Needle Club

PLATE 14305—FULL SIZE


204567



204570



204572



204574



229798


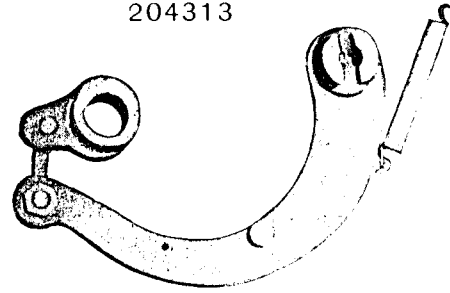


PLATE 14514—ONE-HALF SIZE

204313



204337

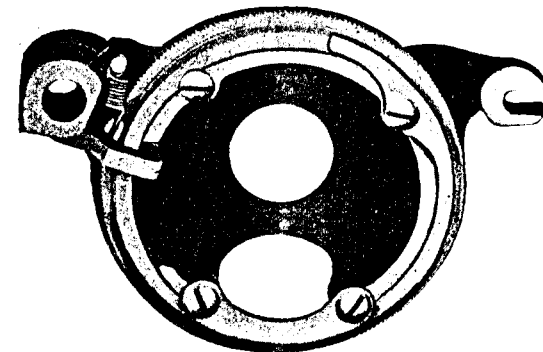


204338



213650

213649



From the library of Diamond Needle Corp